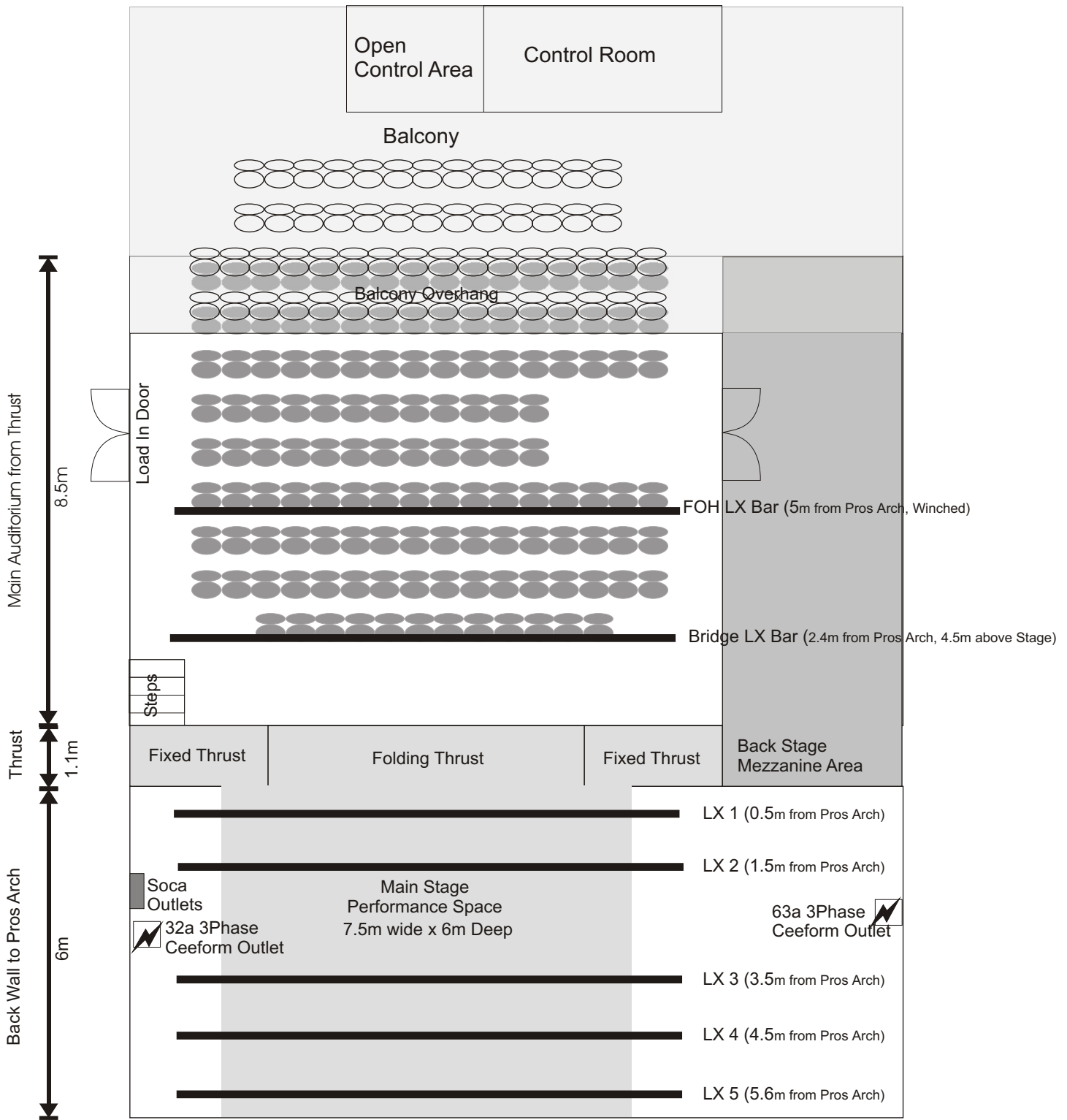


Theatre Royal, Dumfries, Main Auditorium Technical Plan V1 - SS - 09/16



Theatre Royal, 66-68 Shakespeare Street, Dumfries, DG1 2JH

Telephone - 01387 254209

Technical Manager - Sandy Sweetman - 0779 3631109

Capacity 190 - (Main Auditorium - 132 & Balcony - 58) All Seated.

Load In - One step up from pavement level from Queen Street.

Parking - Street parking for unload - Large free carpark within 50 yds

PA & LX - In House - Please see attached dimmer plots & inventory for specs

Grid Height - 5m Approx from Stage

LX Bar Height - 4.5m from Stage

Performance Area - 7.5m x 6m

Stage - Proscenium Arch Stage - NOT RAKED

Stage Height - 1.63m

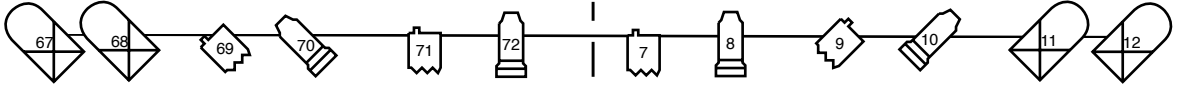
Main Front Tabs - Manually Op'd from Stage Right

FOH Advanced Bar - Winched

(sharing channels 7 - 12 with Bridge)



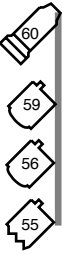
Bridge/Gantry
(sharing channels 7 - 12 with FOH Bar
67 - 72 on Soca from Stage)



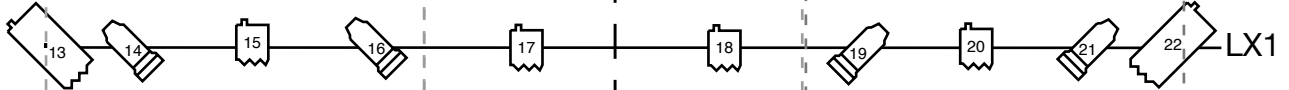
Boom SL
(sharing channels 55 & 56)



Boom SR
(sharing channels 55 & 56)



House Lights - DMX Line B - 505 - 510


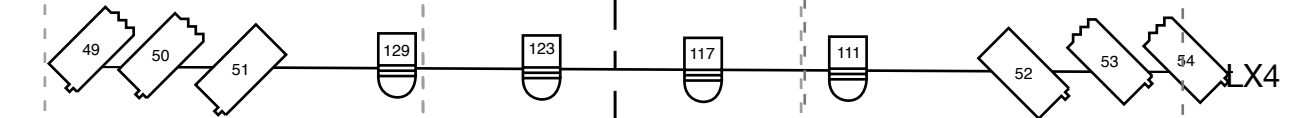
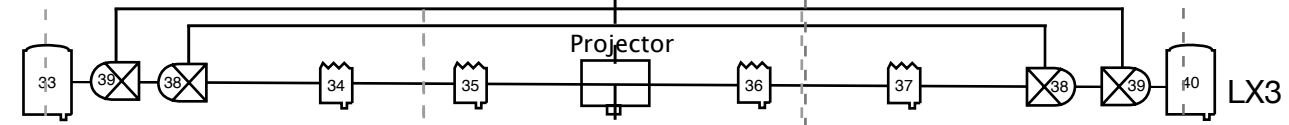
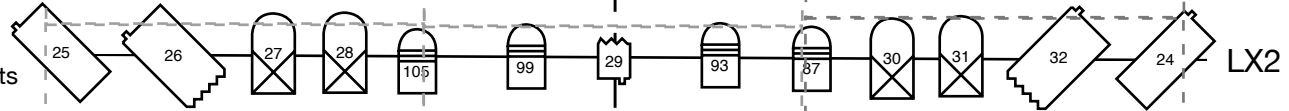




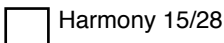


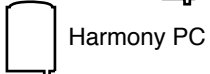


SOCA Outlets

45 - 48
15a Sockets

55 - 60
(Booms)

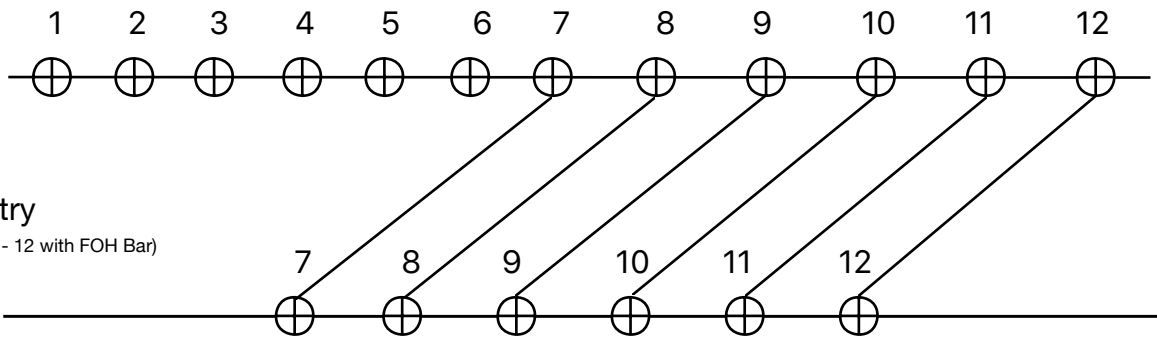
61-66



-  LED's - Eurolite ML30 QCL - 6 Channel - RGBWDS
-  Selecoh Acclaim Fresnel 650
-  Harmony 15/28
-  PAR 64 CP62
-  Source 4 Junior
-  Harmony PC
-  1k Fresnel
-  CODA 4

FOH Advanced Bar - Winched

(sharing channels 7 - 12 with Bridge)

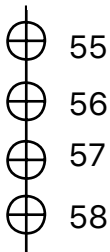


Bridge/Gantry

(sharing channels 7 - 12 with FOH Bar)

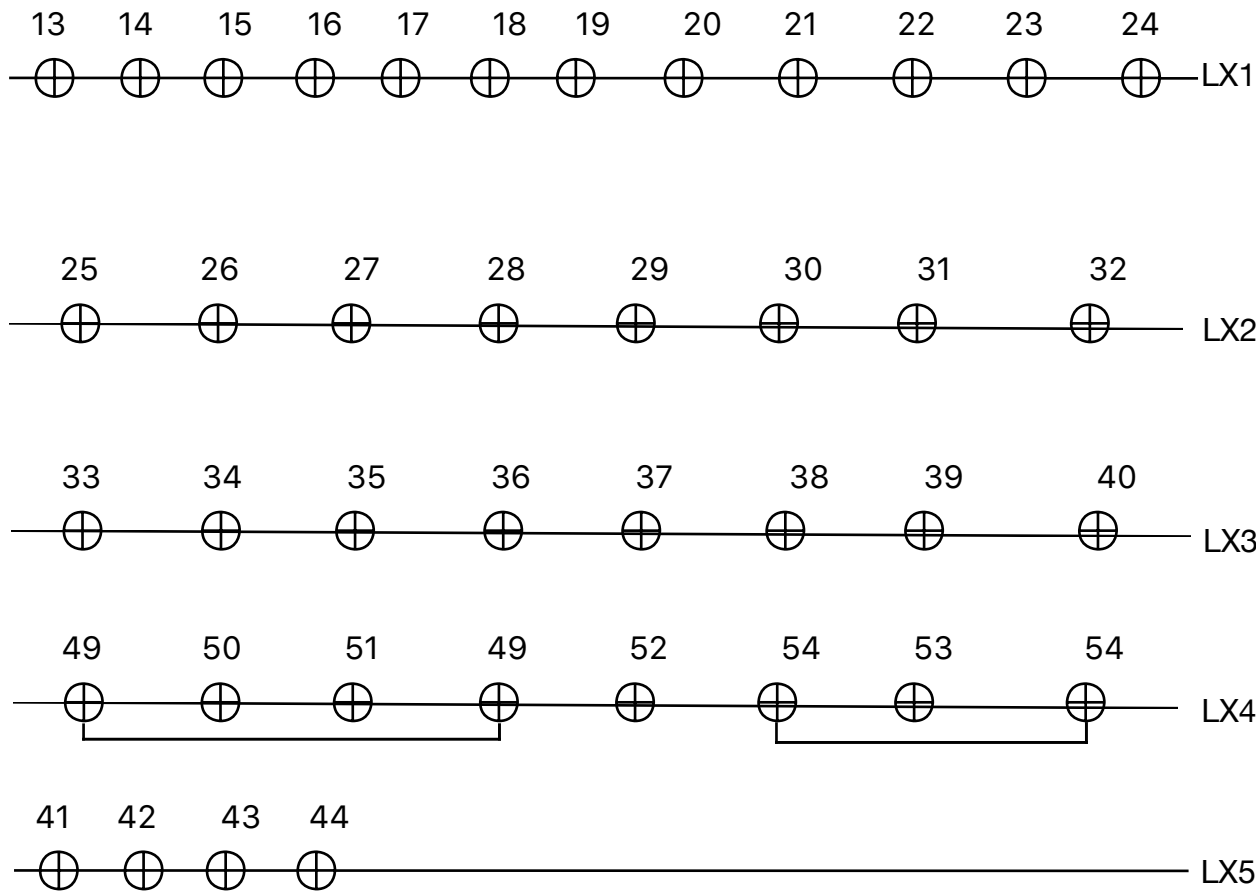
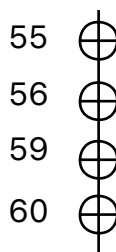
Boom SL

(sharing channels 55 & 56)

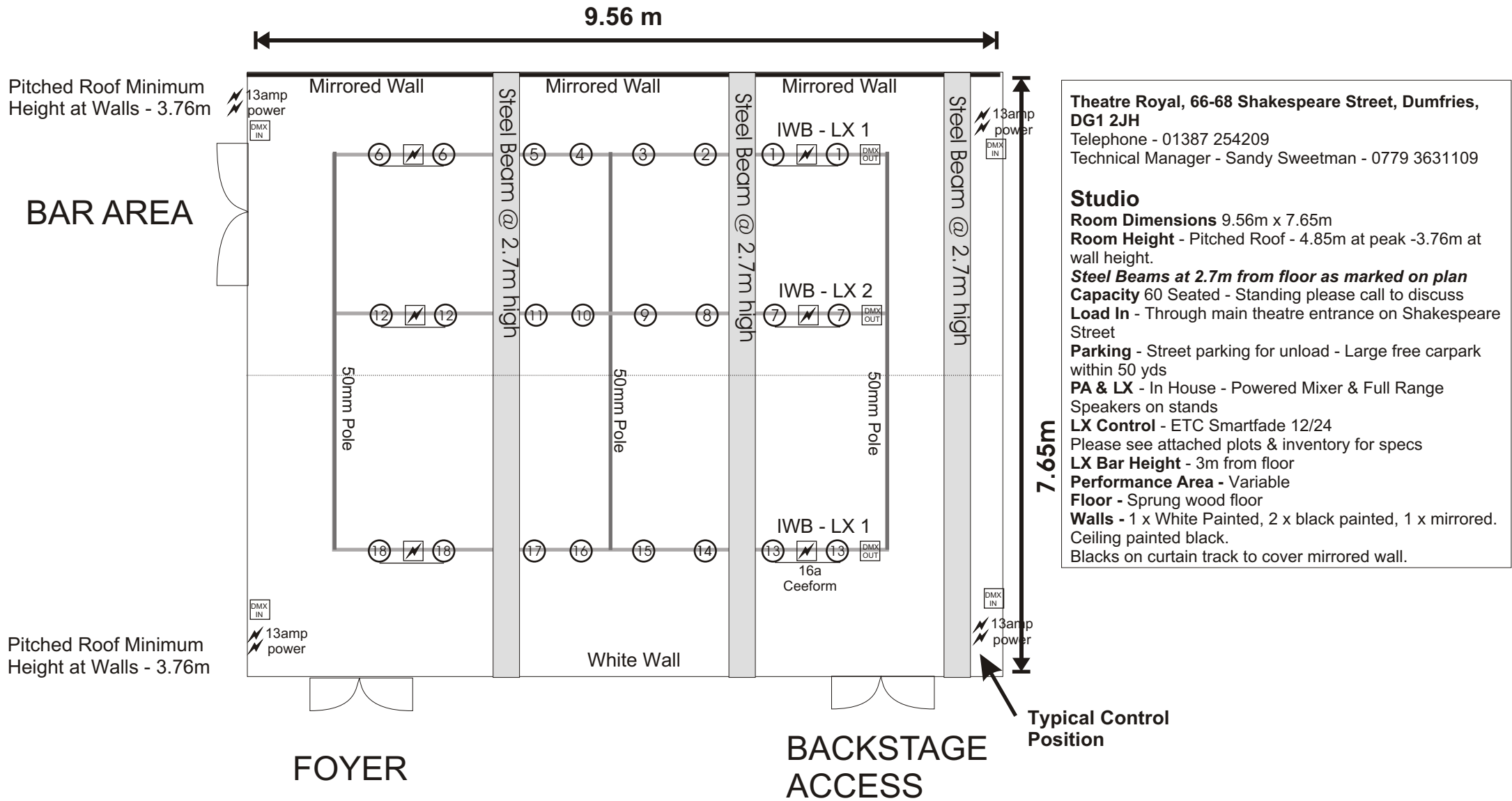


Boom SR

(sharing channels 55 & 56)



Theatre Royal, Dumfries, Studio Technical Plan V1 - SS - 02/17



Theatre Royal, 66-68 Shakespeare Street, Dumfries, DG1 2JH
 Telephone - 01387 254209
 Technical Manager - Sandy Sweetman - 0779 3631109

Studio
Room Dimensions 9.56m x 7.65m
Room Height - Pitched Roof - 4.85m at peak -3.76m at wall height.
Steel Beams at 2.7m from floor as marked on plan
Capacity 60 Seated - Standing please call to discuss
Load In - Through main theatre entrance on Shakespeare Street
Parking - Street parking for unload - Large free carpark within 50 yds
PA & LX - In House - Powered Mixer & Full Range Speakers on stands
LX Control - ETC Smartfade 12/24
 Please see attached plots & inventory for specs
LX Bar Height - 3m from floor
Performance Area - Variable
Floor - Sprung wood floor
Walls - 1 x White Painted, 2 x black painted, 1 x mirrored. Ceiling painted black.
 Blacks on curtain track to cover mirrored wall.

7.65m

Typical Control Position